



# Hawkesbury Woodcraft Co-operative

Incorporating HAWKESBURY WOODTURNERS

## Newsletter December 2020

### Club Chatter

Ho Ho Ho Merry Christmas to you and to yours. Where has the year gone? Maybe it's my age but the years seem to be going faster. It has been a trying year for some, an anxious year for some and a quieter year for others. Let us hope that next year is kind to all.

The Christmas party is fast approaching and by the time you receive this newsletter it will probably be too late to book a seat.

Sales are still going strong at the APV so take advantage of the situation and get your items in to go on the table. If your name is not on the roster and you are available to man the sales tables once in a while please let me know. Remember you get free entry to the village on the day. Brian Snape reported lice/sand fly bites while at the village. I can now confirm that report. Their bites itch madly and last for days. Personal repellent might work.

We are looking at including a design / pattern, that may be of possible interest, in each monthly newsletter. Some of us have difficulties in deciding what project to have a go at next. Some of us have no idea at all. Hopefully this might spark an idea. If you have something others might be interested in trying please bring it forward for inclusion.

#### Christmas Dinner menu

Roast Beef and Chicken with gravy  
Cold sliced Ham  
Coleslaw                      Potato salad  
Garden Salad with dressing  
Dinner rolls  
Mini Pavlovas                      Cheese cake  
Ice cream

The shelving in the expanded tool room is starting to take place. Much more to do but I'm sure it is worth the effort. (Photo included). Woe be if someone puts a tool back in the wrong place. The tool police will be on patrol.

Peta's husband Phil has generously offered to assist us in setting up a new web page or something or other. Brian Snape is the liaison and I hope he knows what Phil is talking about. Peta please pass on our deepest gratitude to Phil for his assistance.  
Cheers

**Graham Shakespeare.**



*"Only as Good as your staff"*

**OPENING HOURS:**

**Mon – Fri:** 8 – 4.30pm **Saturday:** 8 – 11.30am.

**Sundays, Public Holidays & Long Weekends:** Closed

**15 Railway Road North, Mulgrave**

PO Box 212 Windsor NSW 2756 **Phone** (02) 4577 5277

**Fax** (02) 4577 6846 **Email** sales@trendtimbers.com.au

**Web** www.trendtimbers.com.au



Wood Turning Lessons  
Wood Turning Lathes,  
Tools & Accessories  
Timber for all home, school  
or trade projects  
100 Australian/Imported species  
box sets, Sandpaper,  
Wood Glues, Finishes  
& Wood Sample Collection  
Contact us today for our  
list of species

**T**he Instruction Sheets are:

- General Safety in the Workshop**
- Bandsaw Safety**
- Planer Jointer and Planer Thicknesser**
- Router and Router Table**
- Table Saws and Sliding Mitre Saw**
- Wood Lathes**

Please see Graham shakespear to obtain Instruction Sheets arrange your Safety Competency Tests or if you have any queries about safety competency testing.

**Board members**

Chairman	Graham Shakespeare	(02) 4576 1517
Treasurer	Neville Durrington	(02) 4571 3063
Secretary	Brian Snape	(02) 4573 2222
Director	Tom Carr	(02) 4576 3052
Director	Geoff Rawson	(02) 0414 691 280
Director	John Morrissey	(02) 0409 983 712

**Group Contacts**

- Carving David Stanley (02) 4733 2568
- Furniture Restoration Brendon Venner (02) 9624 1049
- Scroll Saw Peter Hathaway (02) 4739 3978
- Marquetry Neville Durrington (02) 4571 3063
- Pyrography Teresa Apap 0447 156 615
- Woodturning Brendon Venner (02) 9624 1049
- Box Making Neville Durrington (02) 4571 3063

**COVID-19 SAFETY CHECKLIST**

- \* GO HOME IF YOU HAVE FLU LIKE SYMPTOMS
- \* OBSERVE THE 1.5m RULE
- \* REGULARLY WASH HANDS WITH SOAP OR HAND SANITIZER
- \* USE PAPER CUPS PROVIDED FOR TEA/COFFEE
- \* USE PAPER TOWEL TO DRY YOUR HANDS
- \* LIMIT 2 PEOPLE IN KITCHEN AT SAME TIME
- \* WEAR FACE MASKS AND RUBBER GLOVES
- \* WIPE DOWN COMMON USE EQUIPMENT AFTER USE



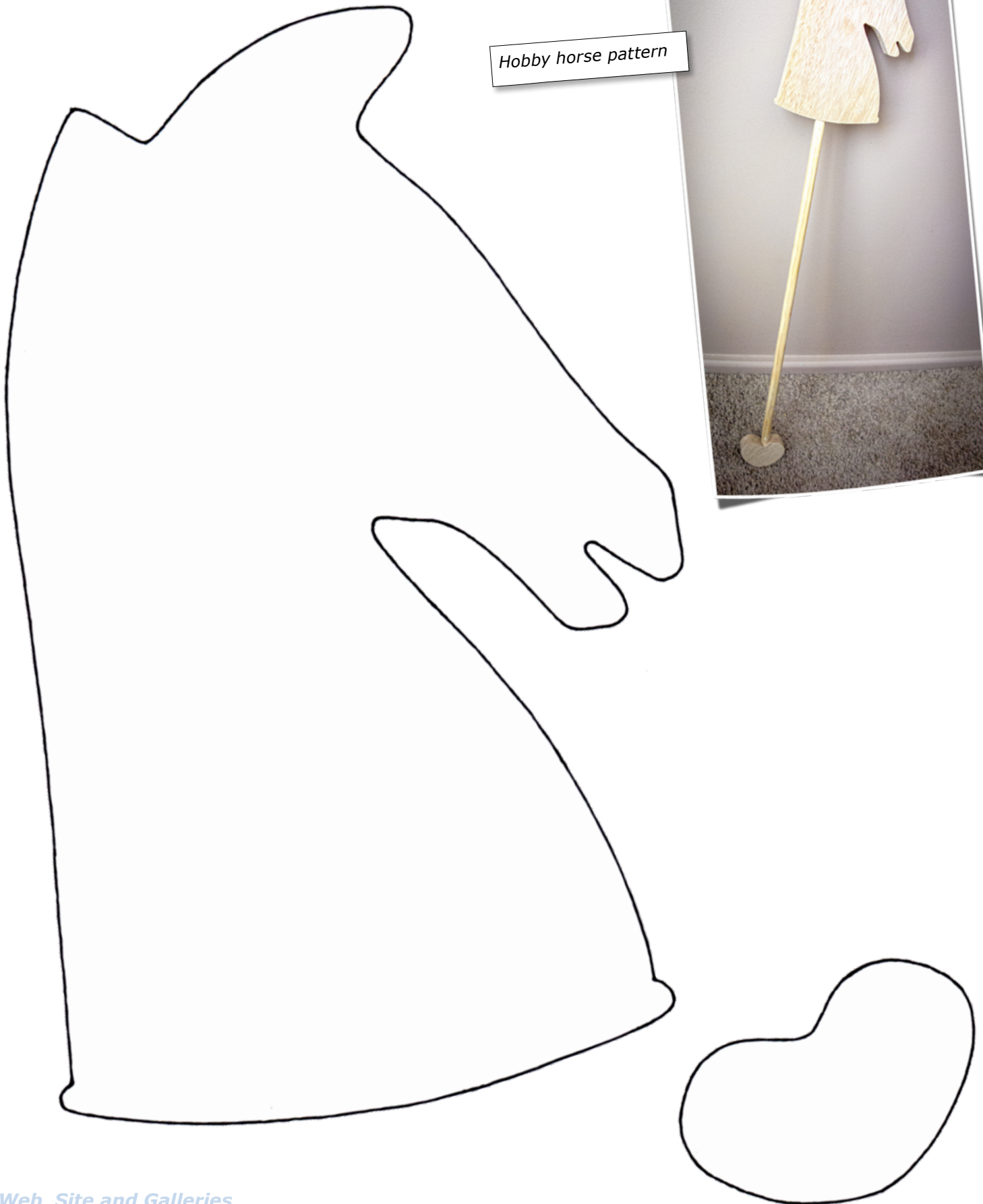
*Hobby Horse Head - scroll saw pattern on Page 3*

# Birthdays for December

Neil Collier

23/12

Hobby horse pattern



## Web Site and Galleries

Galleries and slide shows of photos from the recent *events and* exhibitions including the Hawkesbury Show, can be viewed at <http://oz-wood.com/Hawkesbury%20Woodcraft/index.html>

**T**here are no club workshop photos in this edition. However I have included some patterns (particularly scrollsaw ones) that I know to be copyright free.

We look forward to the inclusion of a pattern or two in next year's newsletters, However any patterns we publish in this way **MUST** be completely copyright free. That is, your own design that you are allowing, something from 'public domain' sources or something from another contributor who has given permission.

I am intending a special Christmas issue with mostly photos of work from the Christmas Party 'Show and Tell'

**David Stanley**



*Owl Pattern for Pyrography, painting and cutting on scroll saw as puzzle.*




Editor: Ian West Ph 4721 8709 email icwest@optusnet.com.au  
Assistant Editor / Designer/Publisher: David Stanley Ph 4733 2568 email davstan@tpg.com.au

## Monthly Meeting Dates

Meetings are generally held at **Wilberforce Scout Hall, 15 Woodland's Road Wilberforce.** Unless cancelled or another event takes precedence.

<b>First Saturday</b>	Carving/Marqetry/Scroll Saw <i>Show &amp; Tell plus bring along your woodworking problems and project first Saturday of the month at 11:00am.</i>	10:00am - 4:00pm
<b>Second Saturday</b>	Projects & General Activities	10:00am - 4:00pm
<b>Third Saturday</b>	Woodturners	10:00am - 4:00pm
<b>Fourth Saturday</b>	Triton/Furniture Restoration	10:00am - 4:00pm
<b>Fifth Saturday</b>	Open Day ... All welcome	10:00am - 4:00pm
<b>Second Tuesday</b>	Maintenance Day	10:00am - 4:00pm
<b>Third Tuesday</b>	Scroll Saw/Club Project /Own Project	10:00am - 3:00pm




Here are some links to copyright free patterns on the web. The actual patterns cannot be published here but the links can.

[https://northernnester.com/free-scroll-saw-patterns/?r\\_done=1](https://northernnester.com/free-scroll-saw-patterns/?r_done=1)


<https://www.scrollsaw.com>

<https://www.craftsmanspace.com/free-patterns/scroll-saw-patterns.html>

<https://www.stevedgood.com/catalog/>



Doves and cherry blossoms Pattern for Pyrography



WELCOME

